

Liquid Coffee Ambient Dispenser

Features

Liquid Coffee Ambient Dispenser

- Attractive appearance and narrow 12" (30.5 cm) width.
- Dispense over 125 - 5 oz. (148 ml) cups per hour with a 120 volt, 15 amp electrical connection or over 500 - 5 oz. (148 ml) cups per hour with a 240 volt / 30 amp electrical connection.
- Uses ½ gallon (1.9 litre) and most 1 gallon (3.8 litre) bag-in-box (BIB) containers.
- Insulated product cabinet assures maximum product life.
- Refill or rinse LED lights alert the operator for concentrate or cleaning.
- Global multi-volt design is easily converted to ratings from 100 to 240 volts (50-60 hertz) eliminating the need to inventory multiple electrical configurations.
- FlavorGard® technology continuously monitors extract-to-water ratio and assures flavor consistency.
- Easy-to-program one touch portion control model available.



Model LCA-2

Dimensions: 30" H x 12.2" W x 24.9" D
(76.2 cm H x 31 cm W x 63.3 cm D)



Model LCA-2, PC

*LCA is also available
with portion control*

For current specification sheets and other information, go to www.bunn.com.

Related Products

Easy Clear® EQHP-10
Product No. : 39000.0004




Easy Clear® EQHP-10L
Product No. : 39000.0001

Easy Clear® EQHP-25
Product No. : 39000.0005


Easy Clear® EQHP-25L
Product No. : 39000.0002



1/8" Replacement tube kits
Product No. : 34728.1000



3/16" Replacement tube kits
Product No. : 34727.1000



Scholle BIB connector
Product No. : 35057.0000



**LiquiBox QC/D II
BIB connector**
Product No. : 35055.0000

50ml Graduated Cylinder Kit
Product No. : 34843.1000
For use in calibration of pumps.



Model

LCA-2

Agency Listing



Dimensions & Specifications

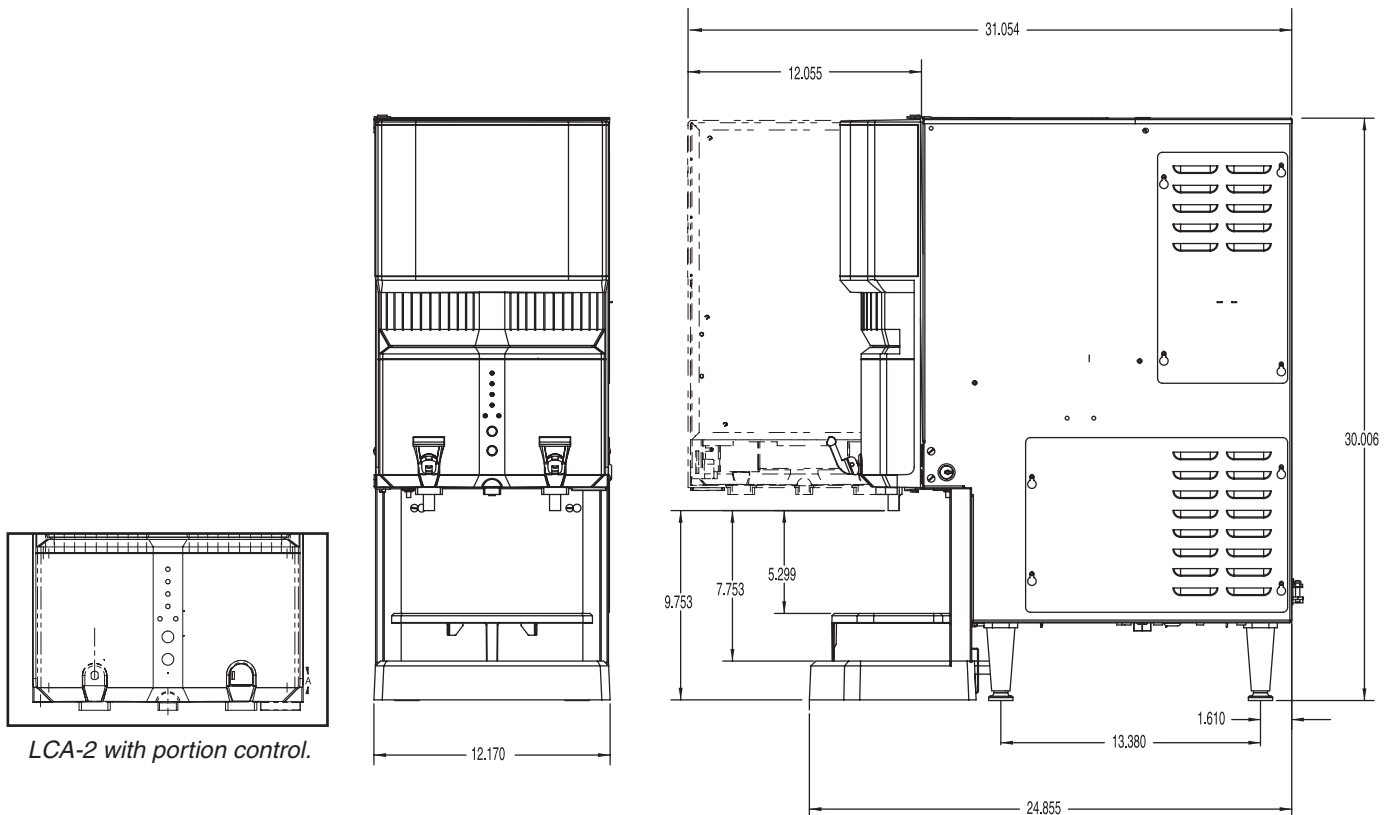
Model	Product Number	Dispense Rate/Sec.		Connector Type	Volts	Amps	Heater Watts	Capacity**	Cubic Feet	Shipping Weight	Cord Attached
		1.8 oz.	2.5 oz.*								
Product Ratios											
LCA-2	34400.0001†	45:1-100:1	65:1-100:1	Scholle 1910LX	120	14.2	1700	125 cups/hr.	9.8	83 lbs.	Yes***
LCA-2	34400.0002†	25:1-45:1	25:1-65:1	Scholle 1910LX	120	14.2	1700	125 cups/hr.	9.8	83 lbs.	Yes***
LCA-2	34400.0003†	45:1-100:1	65:1-100:1	LiquiBox QC/D II	120	14.2	1700	125 cups/hr.	9.8	83 lbs.	Yes***
LCA-2	34400.0004†	25:1-45:1	25:1-65:1	LiquiBox QC/D II	120	14.2	1700	125 cups/hr.	9.8	83 lbs.	Yes***
LCA-2	34400.0025†	45:1-100:1	65:1-100:1	Scholle QC	120	14.2	1700	125 cups/hr.	9.8	83 lbs.	Yes***
LCA-2	34400.0026†	25:1-45:1	25:1-65:1	Scholle QC	120	14.2	1700	125 cups/hr.	9.8	83 lbs.	Yes***
†All models can be changed to these electrical configurations.					208	25.8	4700	385 cups/hr.	9.8	83 lbs.	No
					240	25.8	6200	512 cups/hr.	9.8	83 lbs.	No
LCA-2, PC	36500.0001†	45:1-100:1	65:1-100:1	Scholle 1910LX	120	14.2	1700	125 cups/hr.	9.8	83 lbs.	Yes***
LCA-2, PC	36500.0002†	25:1-45:1	25:1-65:1	Scholle 1910LX	120	14.2	1700	125 cups/hr.	9.8	83 lbs.	Yes***
LCA-2, PC	36500.0003†	45:1-100:1	65:1-100:1	LiquiBox QC/D II	120	14.2	1700	125 cups/hr.	9.8	83 lbs.	Yes***
LCA-2, PC	36500.0004†	25:1-45:1	25:1-65:1	LiquiBox QC/D II	120	14.2	1700	125 cups/hr.	9.8	83 lbs.	Yes***
LCA-2, PC	36500.0025†	45:1-100:1	65:1-100:1	Scholle QC	120	14.2	1700	125 cups/hr.	9.8	83 lbs.	Yes***
LCA-2, PC	36500.0026†	25:1-45:1	25:1-65:1	Scholle QC	120	14.2	1700	125 cups/hr.	9.8	83 lbs.	Yes***
†All models can be changed to these electrical configurations.					208	25.8	4700	385 cups/hr.	9.8	83 lbs.	No
					240	25.8	6200	512 cups/hr.	9.8	83 lbs.	No

*Unit shipped with dispense rate set at 1.8 oz./sec. Dispense rate increases to 2.5 oz./sec. if restrictor plug is removed.

Capacity measured with a 5 oz. cup. *Power cord (NEMA 5-15P) 15 Amp-120V machine only.

Electrical: 120V model requires 2-wires plus ground service rated 120V, single phase, 60 hz.

Plumbing: 20-90 psi (138-621 kPa) from a 3/8" (10 mm) or larger supply line. Unit requires a 2.2 gpm line flow capacity. A shut-off valve should be installed in the line before the unit. Install a regulator in line when pressure is greater than 90 psi to reduce pressure to 50 psi. Supplied with 3/8" (10 mm) male flare fitting.



LCA-2 with portion control.

Bunn-O-Matic® Corporation - 1400 Stevenson Drive Springfield, Illinois 62703 • 800-637-8606 • 217-529-6601 • Fax 217-529-6644 • www.bunn.com

BUNN® practices continuous product research and improvement. We reserve the right to change specifications and product design without notice. Such revisions do not entitle the buyer to corresponding changes, improvements, additions or replacements for previously purchased equipment.

All dimensions shown in inches.

12/08 © Bunn-O-Matic Corporation