

# AutoPOD™ Pod Brewer

Commercial-grade, single-cup system with the convenience of automatic pod disposal

Single Serve  
Brewers



**AutoPOD Pod Brewer**



**Rack Assembly**



**Brew Station and 1 Rack Assembly**

Versatile, colorful merchandising system for small coffee brewers, pods, and condiments.

## PRODUCT FEATURES

- Eliminates waste by brewing one fresh cup at a time from a wide variety of coffee and tea pods.
- Automatically disposes of spent pods after each brew.
- Removable pod bin holds up to 25 pods.
- Pod bin and drip tray can be modified for under-counter disposal of pods.
- Works with most coffee and tea pods.
- Patented sprayhead design allows for proper extraction of all flavoring materials and aromatics.
- Brews up to 16 ounces of coffee or tea in less than a minute.
- Digital display in English/Spanish for easy programming, operation and control.
- Control extraction utilizing pulse brew technology with BrewMETER®.
- Push and hold hot water button provides up to 10 ounces of hot water for cappuccino, cocoa and soups.
- Integrated cup booster allows for 5" or 8" cup clearance.
- Energy-saver mode reduces tank temperature during idle periods. Recipe labels provided allow for customization of beverages dispensed.
- Ready to use out of the box.



International electrical configurations

AutoPOD Pod Brewer									
Model	Product #	Size		Electrical			Brewing Capacity	Cord Attached	Agencies
		Dimension	Weight	Volts	Amps	Watts			
AutoPOD	40300.0000	15.8" H x 9.7" W x 15.2" D (40.1cm H x 24.6cm W x 38.6cm D)	29.5 lbs. (13.4 kg.)	120	12.5	1450	60-8 oz. cups/hr 60-(237 mL)	Yes	ETL US NSF
Brew Station (with Standard Header)	39501.0001	20" H x 26.2" W x 16" D (50.8cm H x 66.5cm W x 40.6cm D) <i>height dimension with graphic header</i>	26 lbs. (11.8 kg)						
Rack Assembly	39502.0001	16" H x 9.5" W x 16" D (40.6cm H x 24.1cm W x 40.6cm D)	8 lbs (3.6 kg)						

# My Café® Automatic and Pourover Brewers



**My Café  
Automatic**

**My Café  
Pourover**





## PRODUCT FEATURES

- Patented pod drawer works with most tea and coffee pods, from 45 to 61 mm.
- Fast brew coffee in about 30 seconds; brew tea in less than one minute.
- Patented sprayhead allows extraction of all coffee flavoring materials and aromatics.
- Tea button features pulse brew technology to provide steeping action.
- Brew 4 to 12 ounces (118 - 355 mL) of coffee or tea to preferred strength by adjusting the portion/volume control.
- Easy to use and maintain with a removable water reservoir, a drawer-style pod holder and dishwasher safe components.
- Energy-saver mode reduces tank temperature during idle periods.
- Automatic model is connected to waterline, eliminating manual reservoir refills.
- Includes two pod holders.



International electrical configurations

## My Café Automatic and Pourover Brewers

Model	Product #	Size		Electrical			Brewing Capacity	Cord Attached	Agencies
		Dimension	Weight	Volts	Amps	Watts			
MCP (Pourover)	35400.0003	12.5" H x 8" W x 10.5" D (31.7cm H x 20.3cm W x 26.7cm D)	9.75 lbs. (4.4 kg.)	120	12	1440	60-8 oz. cups/hr 60-(237 mL)	Yes	 
	35400.0004 (high altitude)								
MCA (Automatic)	35400.0009	13.6" H x 8" W x 10.5" D (34.5cm H x 20.3cm W x 26.7cm D)	11.35 lbs. (5.1 kg.)	120	12	1440	60-8 oz. cups/hr 60-(237 mL)	Yes	 
	35400.0010 (high altitude)								